



DEWAN PUBLIC SCHOOL INTERNATIONAL, MEERUT
Assignment to do at home due to spread of COVID 19
Session 2020-21
Class Pre-Nursery (up to April 15, 2020)

Dear parents
Good Day!

Hope you are doing well. Kids must be eager to join their new school. We teachers are looking forward for meeting our tiny tots. However in this time of uncertainty it is more appropriate for them to be secure at home.

Keeping that in mind we at DPSI have made small step towards home learning.

We encourage you to spend their time in watching videos on shapes, colours, rhymes, body parts, story -the rainbow fish, sounds etc. Let's make learning fun.

The links are given below

Here are some assignments for them to do at home. Please help them to do their work neatly and keep them in the folder. Show them 42 sounds video daily.

You can download the **Jolly Phonics teachers app**. It will also help them to understand the sounds better.



<https://www.youtube.com/watch?v=U2HYM9VXz9k-> 42 sounds video

<https://www.youtube.com/watch?v=QFORvXhub28> The rainbow fish

<https://www.youtube.com/watch?v=KrrtVvKpL9w> circle shape and circle shape objects

<https://www.youtube.com/watch?v=uGb0-BLEDWE-> Colour red and red colour objects

<https://www.youtube.com/watch?v=OtigY6XCE7U> - concept big small

<https://www.youtube.com/watch?v=pSslubOPoH I> kitna sunder kitna pyara, mera ghar hai
jag se nyara

<https://www.youtube.com/watch?v=rFFsQyZulZ4> Rhyme- Bits of paper

<https://www.youtube.com/watch?v=9fC2PB2Pdj&feature=youtu.be-> magic words

<https://www.youtube.com/watch?v=Y0ZILFubEdI&feature=youtu.be> satipn sounds

<https://www.youtube.com/watch?v=EVPH1OROU30> - STORY Bablu and mouse

<https://www.youtube.com/watch?v=SV6iC34a46w> - numbers 1-5

Note:

- 1. Give papers to your child for scribbling using crayons.**
- 2. Show them videos daily and discuss with them about 'what did they watch'?**
- 3. The work should be done using the crayon and not with the pencil.**
- 4. Take some sand in a tray, moist it and it is ready for the child for tracing. The tracing should be done with the pointer finger and the middle finger.**

Name of the Class Incharge -Ms. Shalini Tyagi Ph No. 9634063104
In case of any query, you can call the teacher or Head Mistress from 10:00am to 12:00 noon
Head Mistress- Ms. Sushma Goel- 9719760185
E Mail: sushmagoel77@gmail.com

Index

S. No.	Subject	Pages	Total WS
1	Links	Page 2	
2	English	Pages 3-6	4
3	Maths	Pages 7-9	3
4	General	Pages 10-13	4

Note: Parents please share the videos of children while they are doing the assignment.



DEWAN PUBLIC SCHOOL INTERNATIONAL, MEERUT

Student's Name: _____

English

Class: Pre-Nursery


Date _____

HW


Association of letter sound to pictures.

(repeat each sound for three days)


- Dip the finger of the child in the colour red and trace letter sound 's'




S




star



swan



sun



strawberry



seal



snake



DEWAN PUBLIC SCHOOL INTERNATIONAL, MEERUT

Student's Name: _____

English


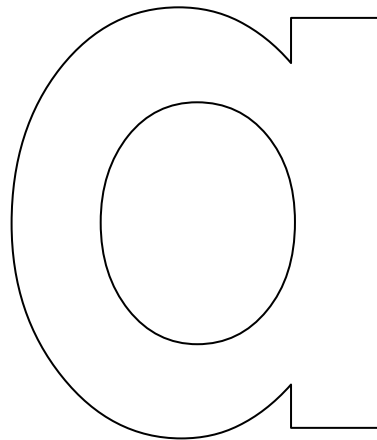
Class: Pre-Nursery

Date _____

HW

Association of letter sound to pictures.
(repeat each sound for three days)

- Dip
- the finger of the child in the colour red and trace letter sound 'a'




apple

a



ant



alligator



arrow



DEWAN PUBLIC SCHOOL INTERNATIONAL, MEERUT

Student's Name: _____

English

Class: Pre-Nursery

Date _____


HW

Association of letter sound to pictures.


(repeat each sound for three days)

- Dip the finger of the child in the colour red and trace letter sound 't'

t



tomato



tennis


t




turnip



tiger



tree



turtle



DEWAN PUBLIC SCHOOL INTERNATIONAL, MEERUT

Student's Name: _____

English

Class: Pre-Nursery


Date _____

HW

Trace the following letter sounds.

Match the letter sound to the corresponding pictures. Use the crayon.


Q



S



t



Teacher's Sig.



DEWAN PUBLIC SCHOOL INTERNATIONAL, MEERUT

Student's Name: _____

Numbers

Class: Pre-Nursery


Date _____

HW

Association of number 1 to the quantity.

Tracing of number 1 in sand & air.

Trace number 1 with finger dipped in colour.



Paste one object.





DEWAN PUBLIC SCHOOL INTERNATIONAL, MEERUT

Student's Name: _____

Numbers

Class: Pre-Nursery

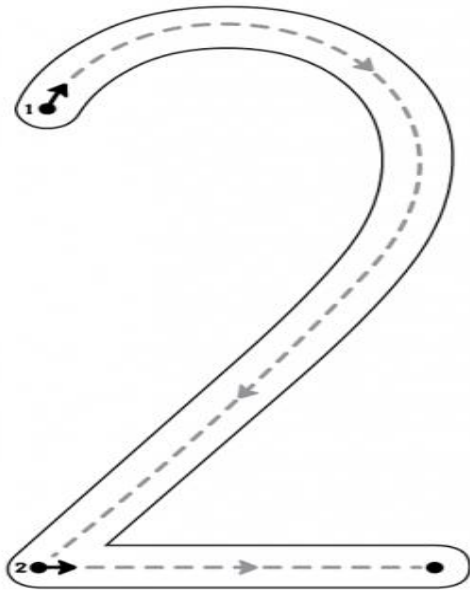
Date _____

HW


Association of number 2 to the quantity.

Tracing of number 2 in sand & air.

Trace number 2 with finger dipped in colour.



Paste two objects.





DEWAN PUBLIC SCHOOL INTERNATIONAL, MEERUT

Student's Name: _____




Subject: Maths

Class: Pre-Nursery

Date _____

Topic: Number Association

Trace the numbers and match them to the correct quantity.





Student's Name: _____

EVS

Class: Nursery

Date _____

Topic: My Family

HW

Complete the family tree by pasting photos of your family.

My Family Tree



Teacher's Sig.....

Easter short story

Easter is a story of celebration of the resurrection (Easter) of Jesus Christ after his crucifixion (Good Friday).

Lord Jesus had many enemies who wanted to be rid of him. Jesus knew that he had only a short time left. On Thursday a night before he was crucified, Jesus invited his disciples to have supper with him. It was their last meal together.

"Remember me," Jesus told them, "I am going to live with my father in heaven, but I will be with you wherever you go."

On Friday soldiers arrested Jesus and nailed him to a cross. Jesus said to God, "Father, forgive them, they don't know what they are doing."

When Jesus died, his friends placed his body in a cave and covered the cave entrance with a rock.

On Sunday, a friend of Jesus named Mary Magdalene went to the cave. The rock had been rolled away! The cave was empty! An angel appeared and said, "Peace be with you, God had raised Jesus to life and the body was disappeared."

Jesus came back to visit his friends and disciples. He told them to teach about God's love. He said, "Tell the people to believe in me, even if they can't see me."

And Jesus went up to heaven to live with his father.

April 10, 2020 - Good Friday

April 12, 2020 - Easter

Note: Parents to read and explain the story to their child.



DEWAN PUBLIC SCHOOL INTERNATIONAL, MEERUT

Student's Name: _____

General Awareness

Class: Nursery

Date _____

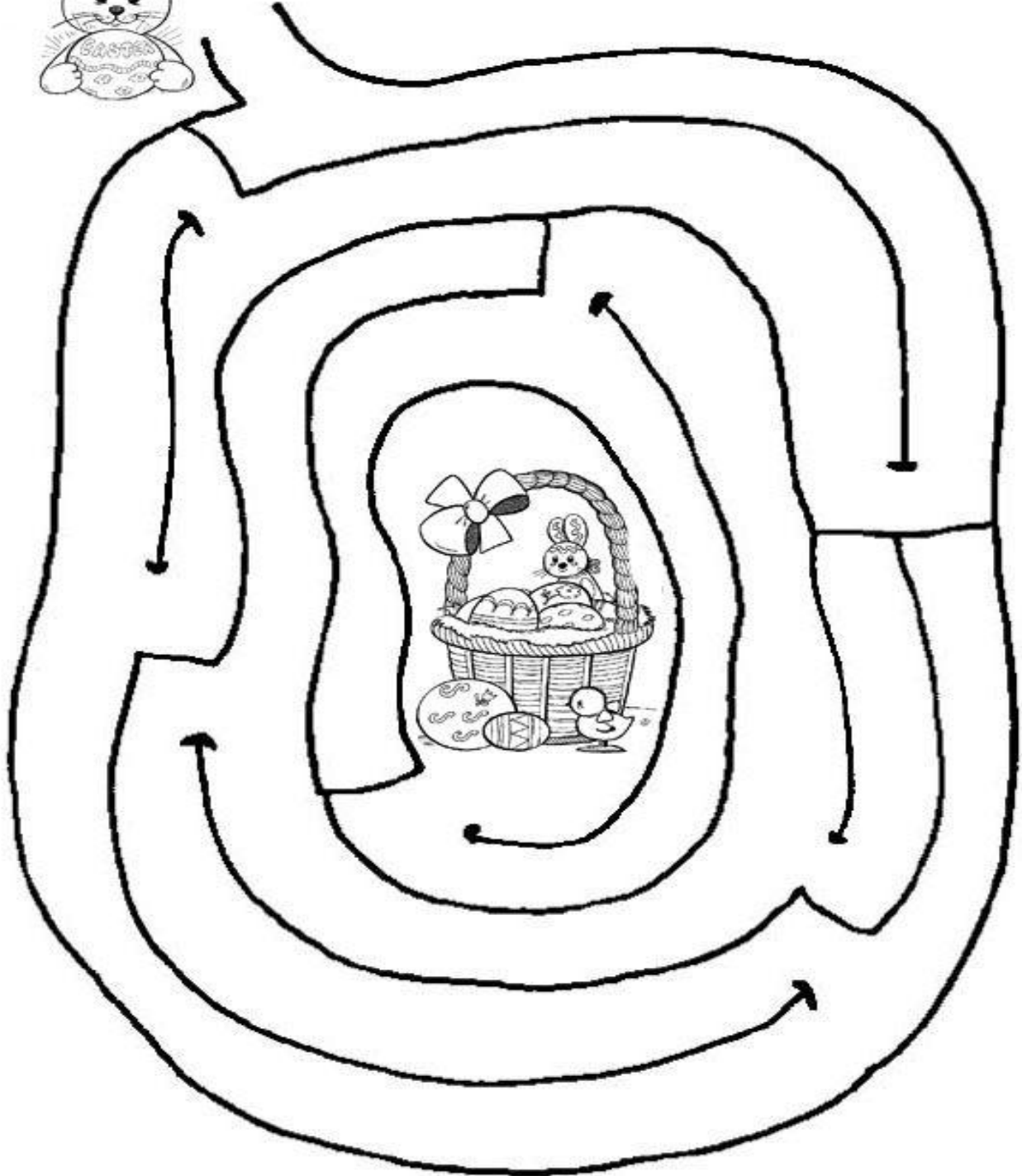
Topic: Easter Activity

HW

Help Bunny to reach the basket. (Use crayon)



Happy Easter!



Baisakhi

Baisakhi Festival is mainly celebrated in North India as the “Punjabi New Year”. The Sikh people start the celebration by visiting the Gurdwara.

- 1) Farmers offer thanks to God and pray for the good crops in future.
- 2) Baisakhi is one of the important festivals of Sikh and Hindu.
- 3) It mostly falls on the 13th or 14th April every year as a regional holiday.
- 4) Baisakhi is the celebration of the start of the harvest season of the Rabi crop.
- 5) Baisakhi is the festival of joy and happiness, and this major celebration takes place in Punjab.
- 6) The festival starts with the Bhangra and Gidda performance by men and women.
- 7) Baisakhi is the festival which spreads peace, harmony and courage.

Colour the picture or paste different material to complete the Baisakhi craft.

