



DEWAN PUBLIC SCHOOL INTERNATIONAL, MEERUT
Assignment to do at home due to spread of COVID 19
Session 2020-21
Class – Nursery (up to April 15, 2020)

Dear parents
Good Day!

Hope you are doing well. Children are at home for last so many days. They must be missing their school. We teachers are missing them too. I take this opportunity to congratulate the children on being promoted to the new class.

However in this time of uncertainty it is more appropriate for them to be secure at home.

Keeping that in mind we at DPSI have made a small step towards home learning.

We understand the need to keep in touch with their academics and are trying our best to evolve new system to engage the students.

Help them to spend their time in watching videos on shapes, colours, rhymes, body parts, story -the rainbow fish, sounds etc.

Let's make learning fun.

The links are given below

Here are some assignments for them to do at home so that we can continue the studies after that. Please help them do the work neatly and keep the sheets in the folder.

You can download the **Jolly Phonics teacher's app**. It will also help them to understand in a better way.



<https://www.youtube.com/watch?v=U2HYM9VXz9k-> 42 sounds video
<https://www.youtube.com/watch?v=zG2AKBIV1KE-> Numbers 1-10
<https://www.youtube.com/watch?v=ad1h8fSqSzw> one two, buckle my shoe
<https://www.youtube.com/watch?v=QFORvXhub28> The rainbow fish
<https://www.youtube.com/watch?v=KrrtVvKpL9w> circle shape and circle shape objects
<https://www.youtube.com/watch?v=uGb0-BLEDWE-> Colour red and red colour objects
<https://www.youtube.com/watch?v=OtigY6XCE7U> - concept big small
<https://www.youtube.com/watch?v=SUt8q0EKbms> – Body parts
<https://www.youtube.com/watch?v=R9intHglzhc-> House and parts of a house
<https://www.youtube.com/watch?v=jc0m7bxZ0QA-> I'm special- Eng rhyme
<https://www.youtube.com/watch?v=pSslubOPoHI> मेरा घर है कितना प्यारा... Hindi rhyme
<https://www.youtube.com/watch?v=yZqwjiG7i4k-> ester story
<https://www.youtube.com/watch?v=EVPH1OROU30> - STORY Bablu and mouse

English Book- Toddler Trot- page 56-I am special, Page 57-My Body

Name of the Class Incharge -Ms. Anshu Dhankad Ph No. 9149268827
In case of any query, you can call the teacher or Head Mistress from 10:00am
to 12:00 noon

Head Mistress- Ms. Sushma Goel- 9719760185

E Mail: sushmagoel77@gmail.com

Index

S. No.	Subject	Pages	Total WS
1	Links	Page 2	
2	Strokes	Pages 3-9	7
3	English	10-13	4
4	Maths	14-18	5
5	General	19-24	6

Note: Parents please share the videos of children while they are doing the assignment.



DEWAN PUBLIC SCHOOL INTERNATIONAL, MEERUT

Student's Name: _____

Pre Writing Skill

Class: Nursery

Date _____

Topic: Tracing

HW

Trace the horizontal lines from left to right.

Teacher's Sig.....



DEWAN PUBLIC SCHOOL INTERNATIONAL, MEERUT

Student's Name: _____

Pre Writing Skill

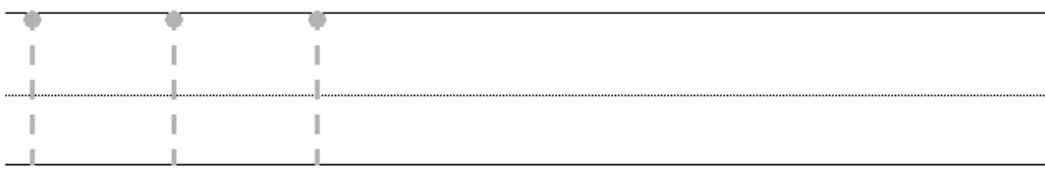
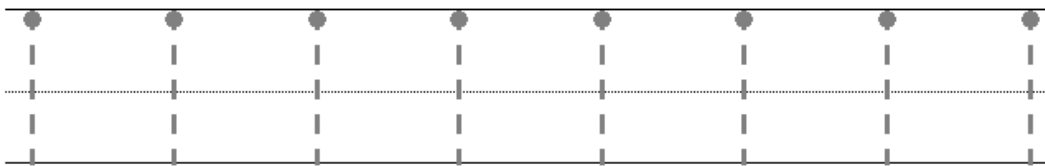
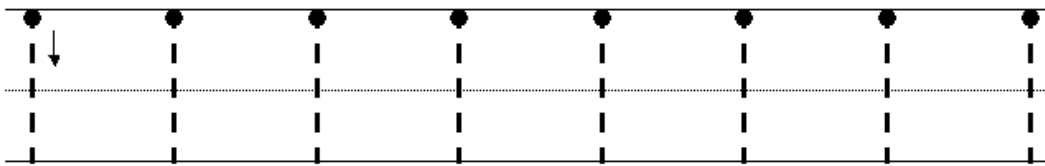

Class: Nursery

Date _____

Topic: Tracing

HW

Trace the vertical lines from top to bottom.



Teacher's Sig.....



DEWAN PUBLIC SCHOOL INTERNATIONAL, MEERUT

Student's Name: _____

Pre Writing Skill

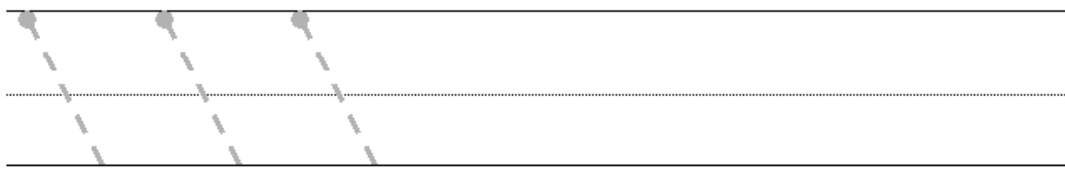
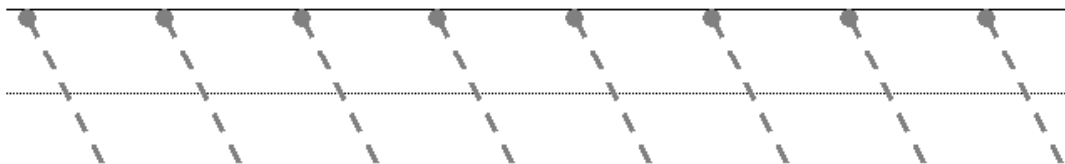
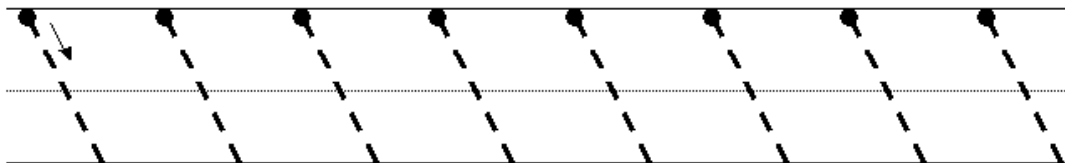

Class: Nursery

Date _____

Topic: Tracing

HW

Trace the slanting lines from top to bottom.



Teacher's Sig.....



DEWAN PUBLIC SCHOOL INTERNATIONAL, MEERUT

Student's Name: _____

Pre Writing Skill

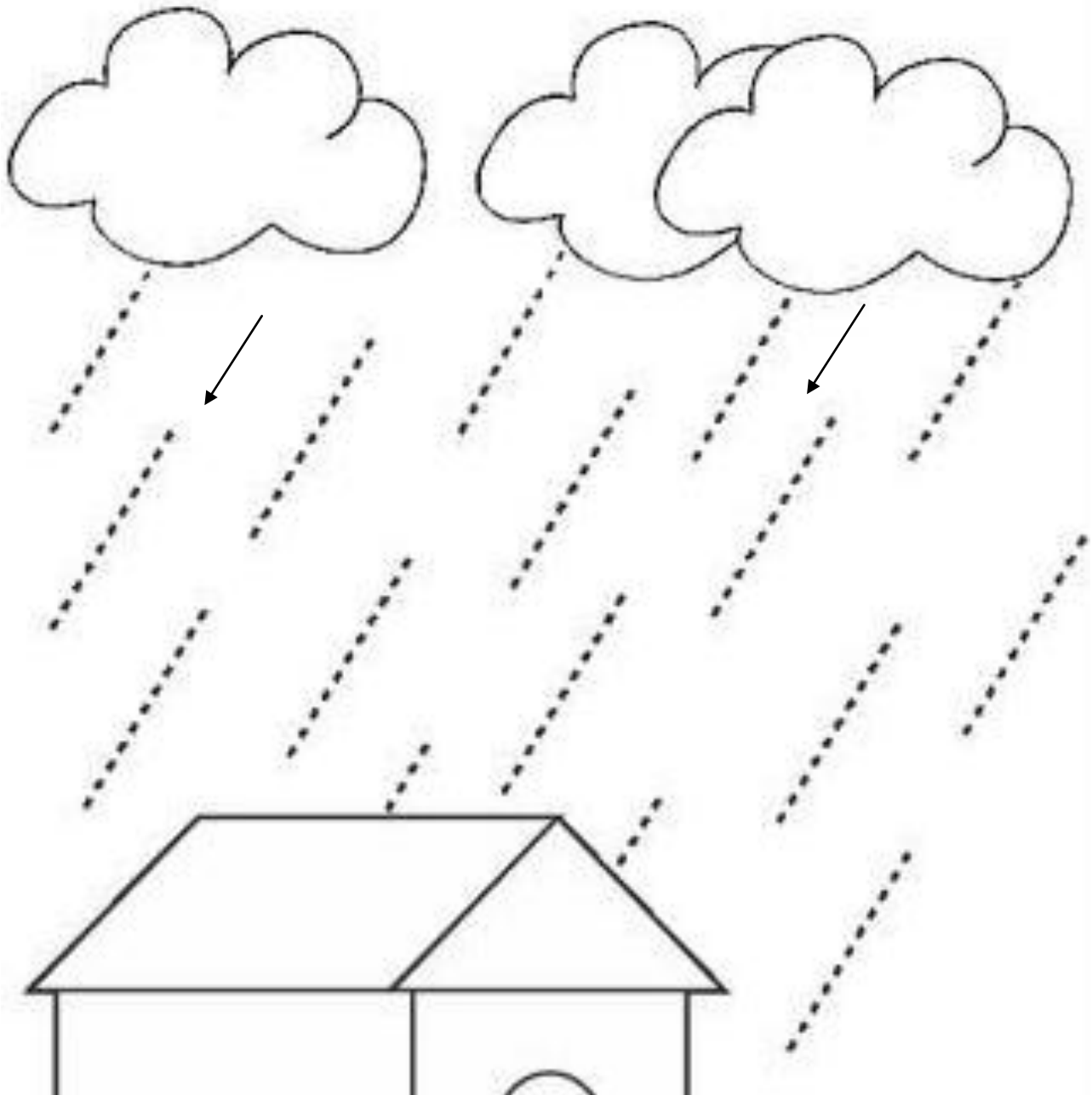
Class: Nursery

Date _____

Topic: Tracing

HW

Trace the slanting lines from top to bottom.



Teacher's Sig.....



DEWAN PUBLIC SCHOOL INTERNATIONAL, MEERUT

Student's Name: _____

Pre Writing Skill


Class: Nursery

Date _____

Topic: Tracing

HW

Trace the curved lines from left to right.



Teacher's Sig.....



DEWAN PUBLIC SCHOOL INTERNATIONAL, MEERUT

Student's Name: _____

Pre Writing Skill


Class: Nursery

Date _____

Topic: Tracing

HW

Trace the dotted lines from left to right.



Teacher's Sig.....



DEWAN PUBLIC SCHOOL INTERNATIONAL, MEERUT

Student's Name: _____

Pre Writing Skill


Class: Nursery

Date _____

Topic: Tracing

HW

Trace the curved lines from top to bottom.



Teacher's Sig.....



DEWAN PUBLIC SCHOOL INTERNATIONAL, MEERUT

Student's Name: _____

English

Class: Nursery

Date _____


Topic: Tracing letter sound 's full dot'

HW


Look at the pictures, say their name aloud.




snake



sun



star

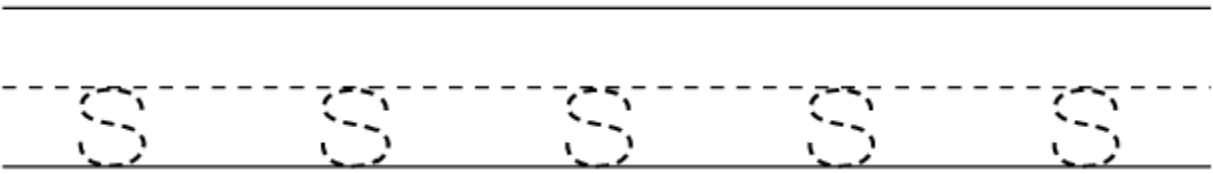
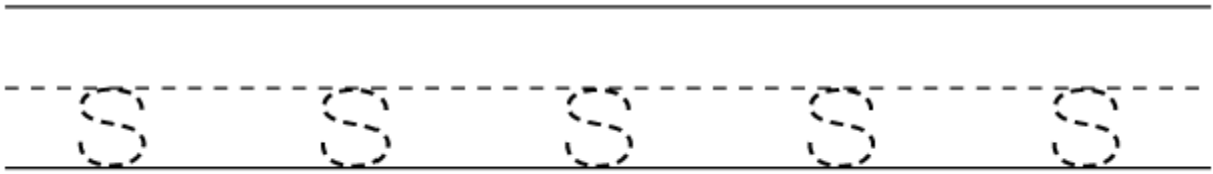
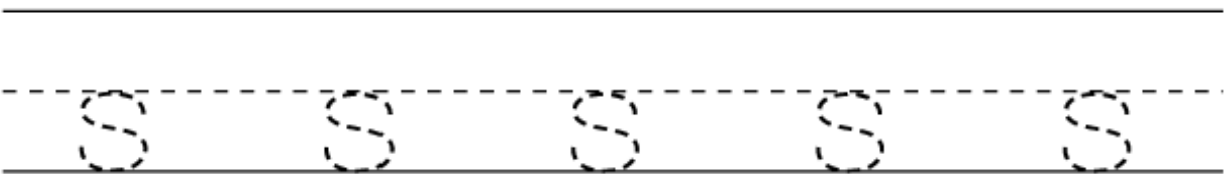
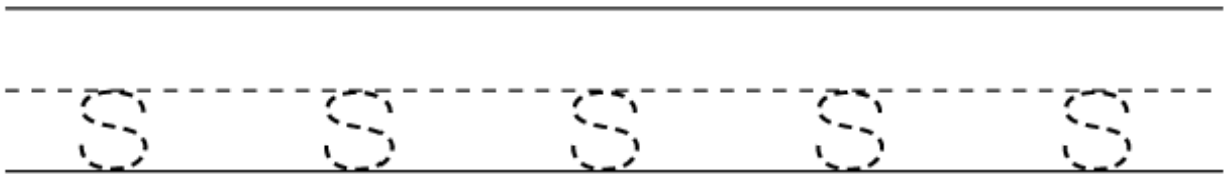



strawberry



seal

Trace the letter sound 's'.



Teacher's Sig.....



DEWAN PUBLIC SCHOOL INTERNATIONAL, MEERUT

Student's Name: _____

English

Class: Nursery

Date _____


Topic: Tracing letter sound 's one dot'

HW


Look at the pictures, say their name aloud.




snake



sun



star



strawberry



seal

Write the letter 's' starting from the dots. (Between the two middle lines)

Tracing practice lines for the letter 's'. Each row consists of four horizontal lines. The second and third lines from the top are the middle lines. A solid black dot is placed on the second middle line of each row, serving as a starting point for writing the letter 's'. There are four such rows of lines.

Teacher's Sig.....



DEWAN PUBLIC SCHOOL INTERNATIONAL, MEERUT

Student's Name: _____

English

Class: Nursery

Date _____

Topic: Tracing letter sound 'a full dot'

HW

Look at the pictures, say their name aloud.




ant



apple



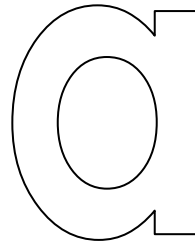


arrow



alligator

Trace the letter sound 'a'.



Teacher's Sig.....



DEWAN PUBLIC SCHOOL INTERNATIONAL, MEERUT

Student's Name: _____

English


Class: Nursery

Date _____

Topic: Tracing letter sound 'a one dot'

HW

Look at the pictures, say their name aloud.



ant

apple

arrow

alligator

Write the letter sound 'a' starting from the dots. (Between the two middle lines)

Handwriting practice lines for the letter sound 'a'. Each row consists of four horizontal lines. The second line from the top of each row has four black dots placed on it, serving as starting points for writing the letter 'a'.

Teacher's Sig.....



DEWAN PUBLIC SCHOOL INTERNATIONAL, MEERUT

Student's Name: _____

Numbers

Class: Nursery

Date _____

Topic: Tracing number '1 full dot'

HW

Trace the number '1'



1		1		1		1
1		1		1		1
1		1		1		1
1		1		1		1

Teacher's Sig.....



DEWAN PUBLIC SCHOOL INTERNATIONAL, MEERUT

Student's Name: _____

Numbers

Class: Nursery

Date _____

Topic: Tracing number '1 one dot'

HW

Trace the number '1' and draw one quantity.



Write number '1' starting from the dots and touching to the bottom line of the square..

•		•		•		•
•		•		•		•
•		•		•		•
•		•		•		•

Teacher's Sig.....



DEWAN PUBLIC SCHOOL INTERNATIONAL, MEERUT

Student's Name: _____

Numbers

Class: Nursery

Date _____

Topic: stroke of '2'

HW

Trace the stroke of '2'

2		2		2		2
2		2		2		2
2		2		2		2
2		2		2		2

Teacher's Sig.....



DEWAN PUBLIC SCHOOL INTERNATIONAL, MEERUT

Student's Name: _____

Numbers

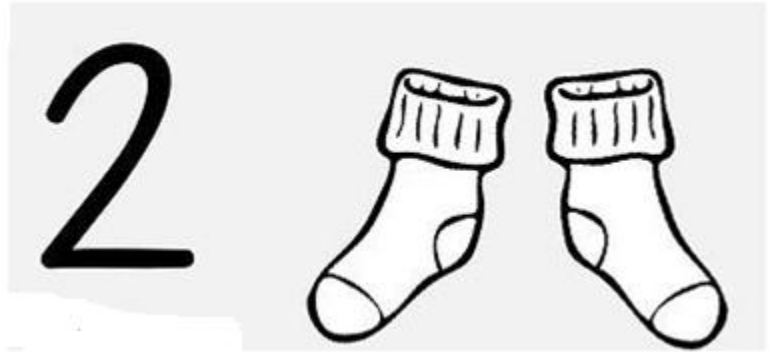
Class: Nursery

Date _____

Topic: Tracing number '2 full dot'

HW

Trace the number '2'



2		2		2		2
2		2		2		2
2		2		2		2
2		2		2		2

Teacher's Sig.....

DEWAN PUBLIC SCHOOL INTERNATIONAL, MEERUT

Student's Name: _____

Numbers

Class: Nursery

Date _____

Topic: Tracing number '2 one dot'

HW

Trace the number '2' and draw two quantities.



Write number '2' starting from the dots and touching to the bottom line of the square.

•		•		•		•
•		•		•		•
•		•		•		•
•		•		•		•

Teacher's Sig.....



DEWAN PUBLIC SCHOOL INTERNATIONAL, MEERUT

Student's Name: _____

EVS

Class: Nursery

Date _____

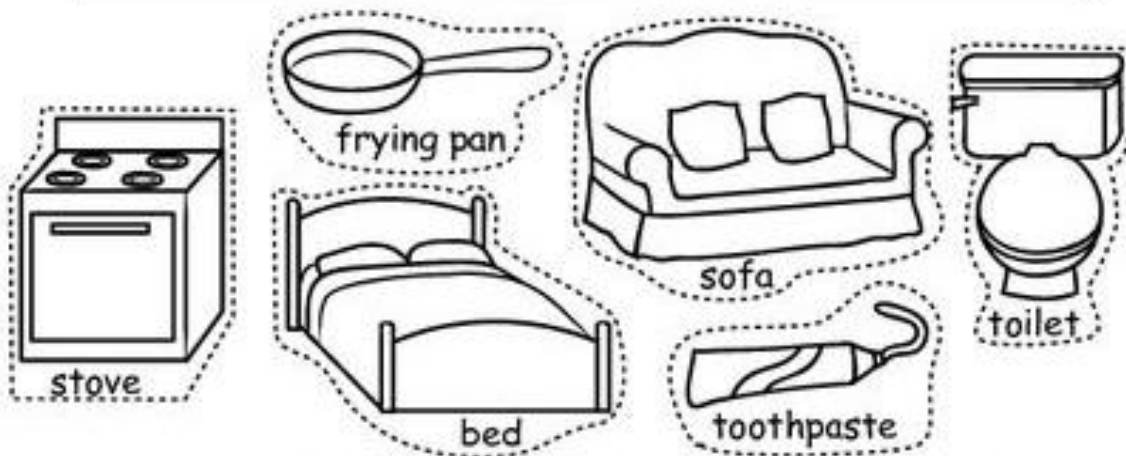
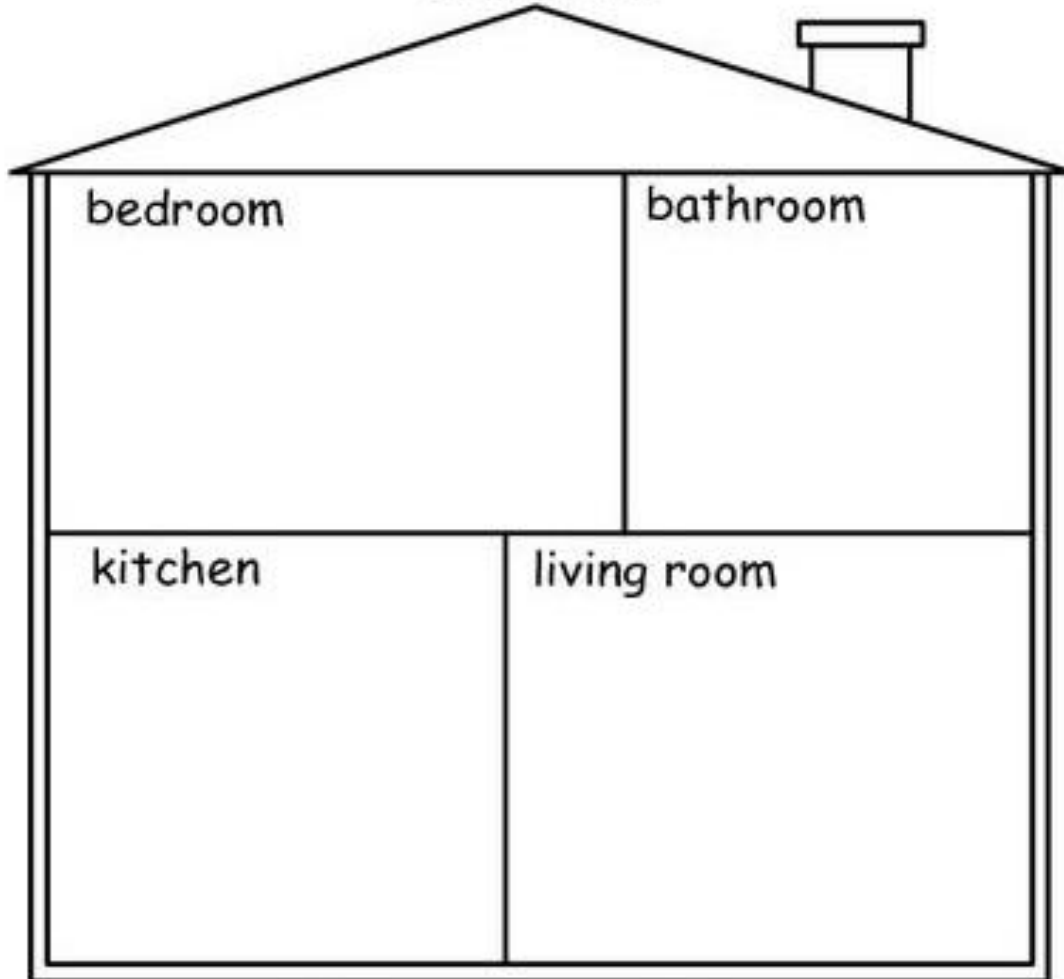
Topic: My Home

HW

Cut the pictures given below and find them in your home. Paste them in the correct room.

Around the House

Cut and paste.



Teacher's Sig.....



Student's Name: _____

EVS

Class: Nursery

Date _____

Topic: My Family

HW

Complete the family tree by pasting photos of your family.

My Family Tree



Teacher's Sig.....

Easter short story

Easter is a story of celebration of the resurrection (Easter) of Jesus Christ after his crucifixion (Good Friday).

Lord Jesus had many enemies who wanted to be rid of him. Jesus knew that he had only a short time left. On Thursday a night before he was crucified, Jesus invited his disciples to have supper with him. It was their last meal together.

"Remember me," Jesus told them, "I am going to live with my father in heaven, but I will be with you wherever you go."

On Friday soldiers arrested Jesus and nailed him to a cross. Jesus said to God, "Father, forgive them, they don't know what they are doing."

When Jesus died, his friends placed his body in a cave and covered the cave entrance with a rock.

On Sunday, a friend of Jesus named Mary Magdalene went to the cave. The rock had been rolled away! The cave was empty! An angel appeared and said, "Peace be with you, God had raised Jesus to life and the body was disappeared."

Jesus came back to visit his friends and disciples. He told them to teach about God's love. He said, "Tell the people to believe in me, even if they can't see me."

And Jesus went up to heaven to live with his father.

April 10, 2020 - Good Friday

April 12, 2020 - Easter



DEWAN PUBLIC SCHOOL INTERNATIONAL, MEERUT

Student's Name: _____

General Awareness


Class: Nursery

Date _____

Topic: Easter Activity

HW

Take the basket and keep all the eggs in it and reach to the bunny.



How many eggs the bunny has now?.....

Baisakhi

Baisakhi Festival is mainly celebrated in North India as the “Punjabi New Year”. The day of Baisakhi is considered one of the most important days among the Punjabi community. The Sikh people start the celebration by visiting the Gurdwara. It is also celebrated by other people.

Farmers offer thanks to God and pray for the good crops in future. Baisakhi is a time for reunion of friends and families and people distribute food and clothes to the poor people.

- 1) Baisakhi is one of the important festivals of Sikh and Hindu.
- 2) It mostly falls on the 13th or 14th April every year as a regional holiday.
- 3) Baisakhi is the celebration of the start of the harvest season of the Rabi crop.
- 4) It also commemorates the formation of the Khalsa Panth by Guru Gobind Singh in 1699.
- 5) Baisakhi is the festival of joy and happiness, and this major celebration takes place in Punjab.
- 6) The festival starts with the Bhangra and Gidda performance by men and women.
- 7) Wrestling bouts are also the centre of attraction at various places to enjoy the festivity of this day.
- 8) Baisakhi fares are very common on this day and children are very excited to visit these places.
- 9) People distribute Karah Prasad, a sacred dish made from semolina, on Baisakhi to spread happiness and joy.
- 10) Baisakhi is the festival which spreads peace, harmony and courage.

What does khanda mean?

The circle in the middle is called the Chakkor and represents the eternal love and nature of God.

The middle sword is called a Khanda and is doubled edged. This unites the two other swords and reminds Sikhs that there is one God.

The left hand sword is called Miri and reminds Sikhs that they must fight for what is right in the world.

The right hand sword is called Piri and represents spirituality.



Colour the picture or paste different material to complete the Baisakhi craft.

Happy Baisakhi

