



DEWAN PUBLIC SCHOOL INTERNATIONAL, MEERUT
Assignment to do at home due to spread of COVID 19

Session 2020-21

Class – KG (up to 15 April, 2020)

Dear parent

Good Day!

Hope you are doing well. Children are at home for last so many days. They must be missing their school. We teachers are missing them too. I take this opportunity to congratulate the children on being promoted to the new class.

However in this time of uncertainty it is more appropriate for them to be secure at home.

Keeping that in mind we at DPSI have made small step towards home learning.

We understand the need to keep in touch with their academics and are trying our best to evolve new system to engage the students.

Help them to spend their time in reading and watching videos on shapes, colours, rhymes, body parts, sense organs, story -the rainbow fish, sounds etc. You can read the assignment that we uploaded on school website around March 15, 2020.

Let's make learning fun.

The links are given below

Here are some assignments for them to do at home so that we can continue the studies after that. Please help them to do the work neatly and keep the sheets in the folder. They should learn the spellings according to sounds. They will have dictation after the school reopens.

You can download the **Jolly Phonics teachers app**. It will also help them to understand in a better way.



https://www.youtube.com/watch?v=U2HYM9VXz9k-	42 sounds video
https://www.youtube.com/watch?v=zG2AKBIV1KE-	Numbers 1-50
https://www.youtube.com/watch?v=QFORvXhub28	The rainbow fish
https://www.youtube.com/watch?v=KrrtVvKpL9w	circle shape and circle shape objects
https://www.youtube.com/watch?v=uGb0-BLEDWE-	Colour red and red colour objects
https://www.youtube.com/watch?v=OtigY6XCE7U	- concept big small
https://www.youtube.com/watch?v=SUt8q0EKbms	- Body parts
https://www.youtube.com/watch?v=R9intHqlzhc-	House and parts of a house
https://www.youtube.com/watch?v=yZqwjiG7i4k-	Ester story
https://www.youtube.com/watch?v=u4Jjoo66_WI	Rhyme-Brushing teeth
https://www.youtube.com/watch?v=h4eueDYPTlg&vI=en-	rhyme-head, shoulder, knees and toes
https://www.youtube.com/watch?v=GfCMRk-osJ8-	rhyme- if you are happy and you know it.
https://www.youtube.com/watch?v=EVPH1OROU30	- STORY- Bablu and mouse
https://www.youtube.com/watch?v=-2caC-ul7l4&feature=youtu.be-	Sense organs
https://www.youtube.com/watch?v=LvvFW4u8hsQ&feature=youtu.be-	numbers 1-50
https://www.youtube.com/watch?v=t9cQ-Fp7KJ4&feature=youtu.be-	before/after/between

Name of the Class Teacher-Ms. Chhavi Garg Ph No. 7417694542
 In case of any query, you can call the teacher from 10:00am to 12:00 noon

Index

S. No.	Subject	Pages	Total WS
1	Links	Page 2	
2	English	Pages 3-12	10
3	Hindi	13-19	7
4	Maths	20-27	8
5	General	28-33	6

Note: Parents please share the videos of children while they are doing the assignment.



DEWAN PUBLIC SCHOOL INTERNATIONAL, MEERUT

Student's Name: _____

English

Class: KG

Date _____

Topic: a-z

Trace letter sounds -z and rewrite beside them.



a	b	c	d
e	f	g	h
i	j	k	l
m	n	o	p
q	r	s	t
u	v	w	
x	y	z	

Then write A-Z in the notebook.

Teacher's Sig.....



DEWAN PUBLIC SCHOOL INTERNATIONAL, MEERUT

Student's Name: _____

English

Class: KG



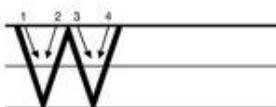







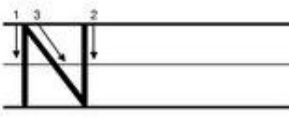
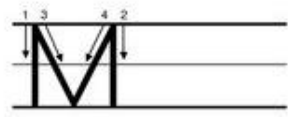


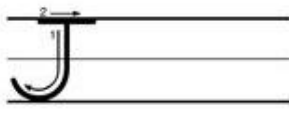

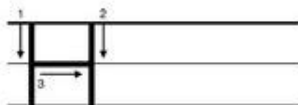


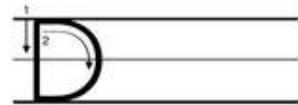



Date _____

Topic: A-Z

HW

All sounds have their names. The letter names are also called capital letters. A, B, C, D, E, F, G

Trace the letter names A-Z and rewrite them.



© www.HelloFunTeaching.com

To write A to Z in the notebook

Teacher's Sig.....



DEWAN PUBLIC SCHOOL INTERNATIONAL, MEERUT

Student's Name: _____

English

Class: KG

Date _____

Topic: A-Z/a to z

HW

Trace the letter names A-Z and their sounds a-z.

Aa	Bb	Cc	Dd	Ee
Ff	Gg	Hh	Ii	Jj
Kk	Ll	Mm	Nn	Oo
Pp	Qq	Rr	Ss	Tt
Uu	Vv	Ww	Xx	Yy
Zz				

Teacher's Sig.....



DEWAN PUBLIC SCHOOL INTERNATIONAL, MEERUT

Student's Name: _____

English

Class: KG

Date _____

Topic: Letter sound/Name /picture association

HW

Match the letter names with their sounds and the corresponding picture. Colour the pictures.

A

B

C

D

E

F

G

H

I

J

K

L

M

C

d

b

a

f

e

h

g

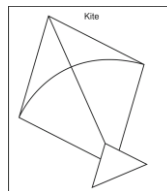


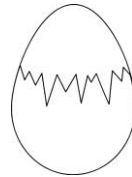

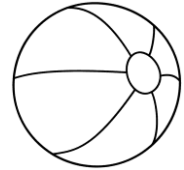
k

i

j

m




l



Match the letter names with their sounds and the corresponding picture. Colour the pictures.

N
O
P
Q
R
S
T
U
V
W
X
Y
Z

p
n
q
o
t
r
u
s
w
u
v
y
z
x



Teacher's Sig.....



DEWAN PUBLIC SCHOOL INTERNATIONAL, MEERUT

Student's Name: _____

English

Class: KG

Date _____

Topic: A-Z/a to z

HW

Write the letter names corresponding to their sounds a to z.

a b c d

e f g h

i j k l

m n o p

q r s t

u v w x

y z

Teacher's Sig.....



DEWAN PUBLIC SCHOOL INTERNATIONAL, MEERUT

Student's Name: _____

English

Class: KG

Date _____

Topic: A-Z/a to z

HW


Write the letter sounds corresponding to their names A to Z

A _____ B _____ C _____ D _____

E _____ F _____ G _____ H _____

I _____ J _____ K _____ L _____

M _____ N _____



O _____ P _____ Q _____ R _____

S _____ T _____ U _____ V _____

W _____ X _____ Y _____ Z _____

Teacher's Sig.....



DEWAN PUBLIC SCHOOL INTERNATIONAL, MEERUT

Student's Name: _____

English

Class: **KG**

Date _____

Topic: **Blending of sounds**

HW

When children are through in letter sounds, they start reading. For this the children will look at the letters, say the sounds and hear the word.

Example: They will read the two sounds, then they will read faster, faster and they will hear the word. They should know the meaning of the word.

a **t** → **a** **t** → **at**

i **n** → **i** **n** → **in**



a **n** → **a** **n** → **an**

Blend the sounds and write the word. The letters of a word are written closer.

a **t** →

a **p** →

a **n** →

a **s** →

i **n** →

i **t** →

i **s** →

Parents can give the same words to rewrite in the notebook.



DEWAN PUBLIC SCHOOL INTERNATIONAL, MEERUT

Student's Name: _____

English

Class: KG

Date _____

Topic: Blending of sounds

HW

Read the sounds.

Trace the word by reading sounds faster.


Write the word.

s a t
• • •



sat





p a t
• • •



pat





p a n
• • •



pan





t a p
• • •



tap






s a p
• • •



sap





n a p
• • •



nap





Parents can give the same words to rewrite in the notebook.



DEWAN PUBLIC SCHOOL INTERNATIONAL, MEERUT

Student's Name: _____

English

Class: KG

Date _____

Topic: coding 'at' family

HW

When one word is taught, it is helpful to teach other words with the same spelling pattern.

These are called **word families**. Example- **at, sat, pat, cat, rat etc.**

Read the sounds faster and you will read the word.

Write the each word three times.

c a t → c a t → cat



cat 

rat 


mat 

fat 

bat 

pat

hat 

sat 

Parents can give the same words to rewrite in the notebook



दीवान पब्लिक स्कूल इंटरनेशनल, मेरठ

विद्यार्थी का नाम.....

विषय: हिंदी

कक्षा: के0जी0

दिनांक

प्रकरण: स्वर

गृह कार्य



अ से अः तक क्रम से लिखिए। (दो बार)

अ

अध्यापिका हस्ताक्षर



दीवान पब्लिक स्कूल इंटरनेशनल, मेरठ

विद्यार्थी का नाम.....

विषय: हिंदी

कक्षा: के0जी0

दिनांक

प्रकरण: स्वर

गृह कार्य

स्वर

1 चित्रों और वर्णों (स्वर) को मिलाओ और चित्र के नीचे सही वर्ण लिखो :-



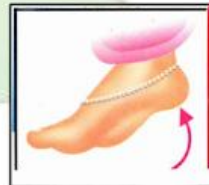

ऐ

ओ

आ

ऊ

ई



अ

अं

ई

ए

ऊ

अध्यापिका हस्ताक्षर



दीवान पब्लिक स्कूल इंटरनेशनल, मेरठ

विद्यार्थी का नाम.....

विषय: हिंदी

कक्षा: के0जी0

दिनांक

प्रकरण: व्यंजन 'व'


गृह कार्य

अक्षर 'व' का सही चित्रों के नाम से मिलान करिए। चित्रों में रंग भरिए।

व



वन



हाथी

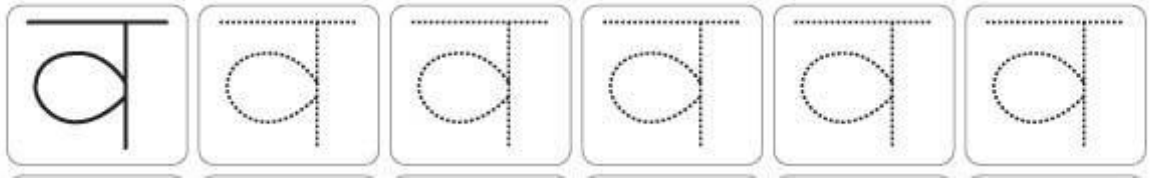


वर्षा



वक

अक्षर 'व' लिखिए।



अक्षर 'व' लिखिए।

व

.....

.....

.....

.....

.....

.....

.....

.....

.....

अध्यापिका हस्ताक्षर



दीवान पब्लिक स्कूल इंटरनेशनल, मेरठ

विद्यार्थी का नाम.....

विषय: हिंदी

कक्षा: के0जी0

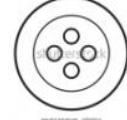

दिनांक

प्रकरण: व्यंजन 'ब'

गृह कार्य

अक्षर 'ब' का सही चित्रों के नाम से मिलान करिए। चित्रों में रंग भरिए।

ब



बस

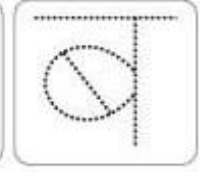
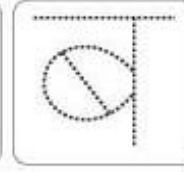
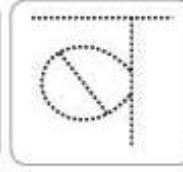
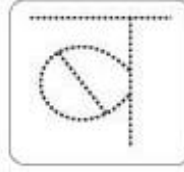
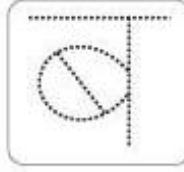
वक

बतख

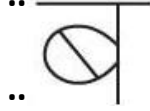
बटन

बरतन

अक्षर 'ब' लिखिए।



अक्षर 'ब' लिखिए।



अध्यापिका हस्ताक्षर



दीवान पब्लिक स्कूल इंटरनेशनल, मेरठ

विद्यार्थी का नाम.....

विषय: हिंदी

कक्षा: के0जी0


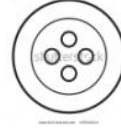
दिनांक

प्रकरण: व्यंजन 'क'

गृह कार्य

अक्षर 'क' का सही चित्रों के नाम से मिलान करिए। चित्रों में रंग भरिए।

क



कमल

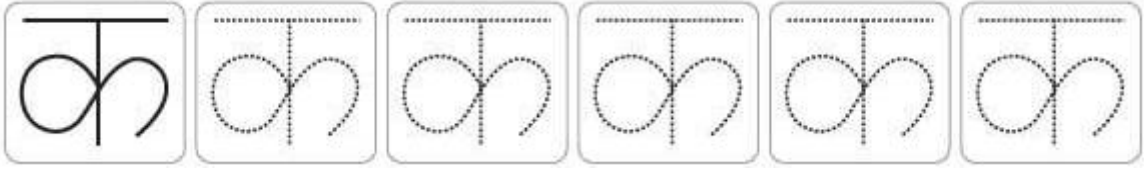
कलम

बटन

कलश

कबूतर

अक्षर 'क' लिखिए।



अक्षर 'क' लिखिए।

क

अध्यापिका हस्ताक्षर



दीवान पब्लिक स्कूल इंटरनेशनल, मेरठ

विद्यार्थी का नाम.....

विषय: हिंदी

कक्षा: के0जी0

दिनांक

प्रकरण: व्यंजन

गृह कार्य

चित्र देखकर उनके नाम के पहले अक्षर से मिलान करिए।



व



ब



क


चित्र देख कर उनके नाम का पहला अक्षर लिखिए ।



.....



.....



.....



.....



.....



.....

अध्यापिका हस्ताक्षर

T	O		T	O					
4	0		5	0					

Write the numbers 1-50 in sequence in the notebook.

Teacher's Sig.....



DEWAN PUBLIC SCHOOL INTERNATIONAL, MEERUT

Student's Name: _____

Subject: Maths

Class: KG

Date _____


Topic: Numbers

HW

Write the missing numbers 1 to 50 in sequence.



Write the missing numbers.



1	2		4	5	6		8	9	10
11		13	14		16	17	18		20
21	22	23		25		27		29	30
31	32		34	35	36		38		40
41		43	44		46	47		49	50

Parents can give missing numbers 1-50 in the notebook.

Teacher's Sig.....



DEWAN PUBLIC SCHOOL INTERNATIONAL, MEERUT

Student's Name: _____

Subject: Maths

Class: KG

Date _____

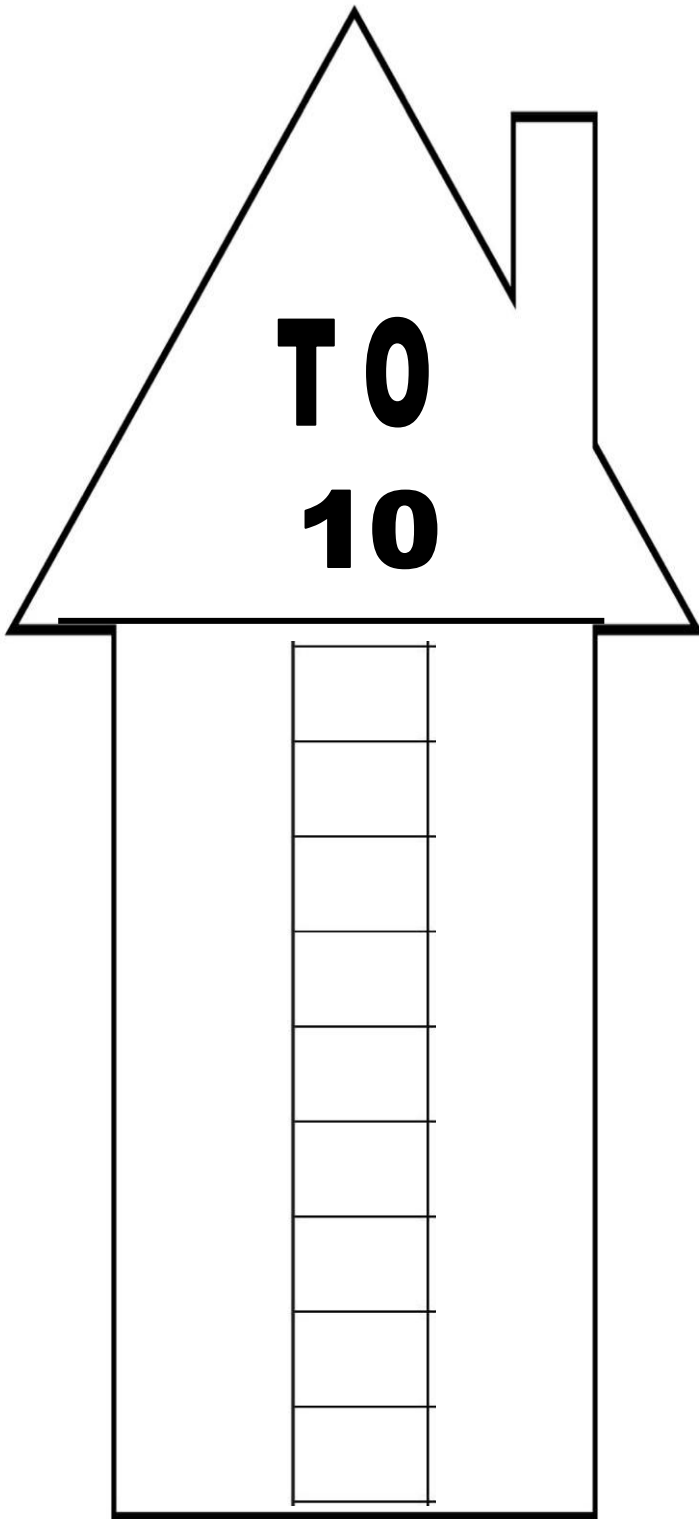
Topic: House of 10, 20

HW

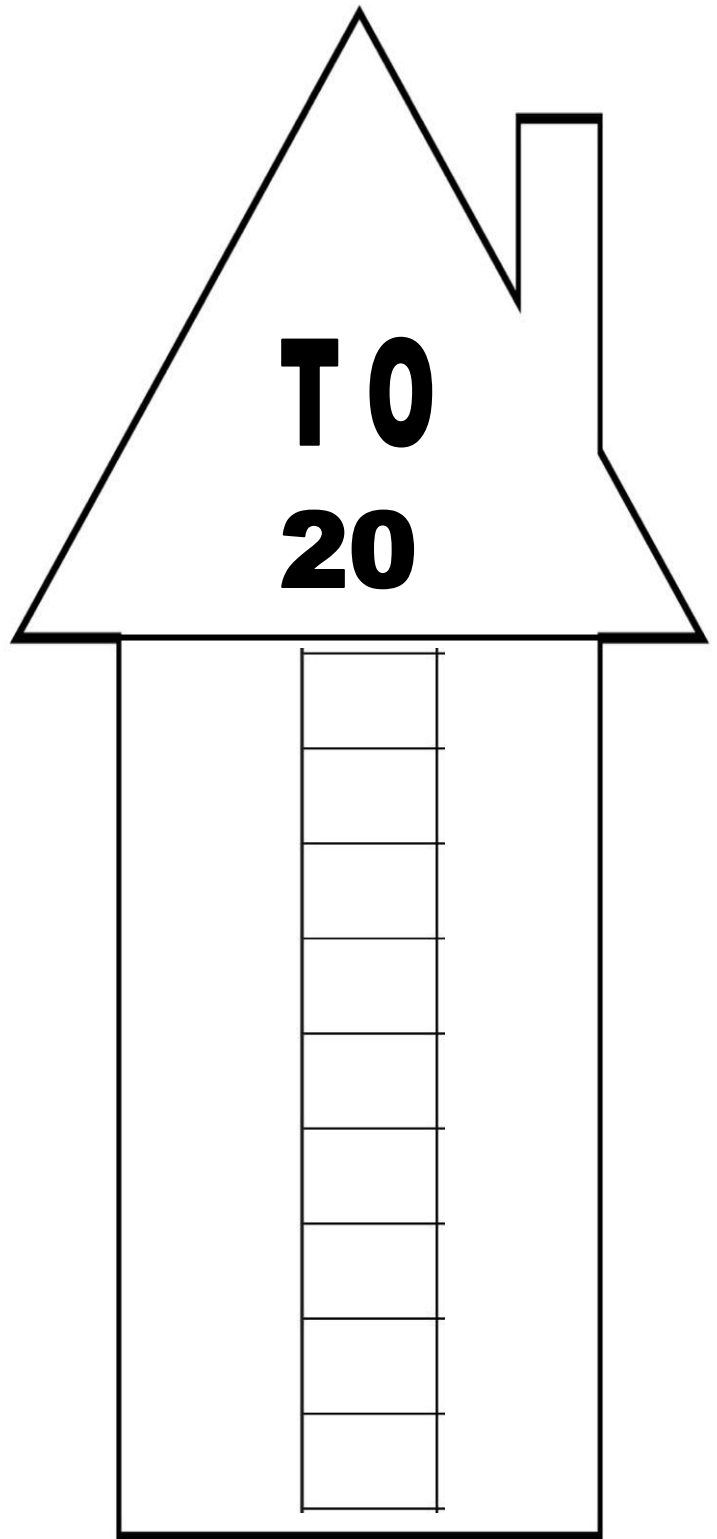
Complete the houses of 10, 20

House of 10

House of 20



20



30



DEWAN PUBLIC SCHOOL INTERNATIONAL, MEERUT

Student's Name: _____

Subject: Maths

Class: KG

Date _____

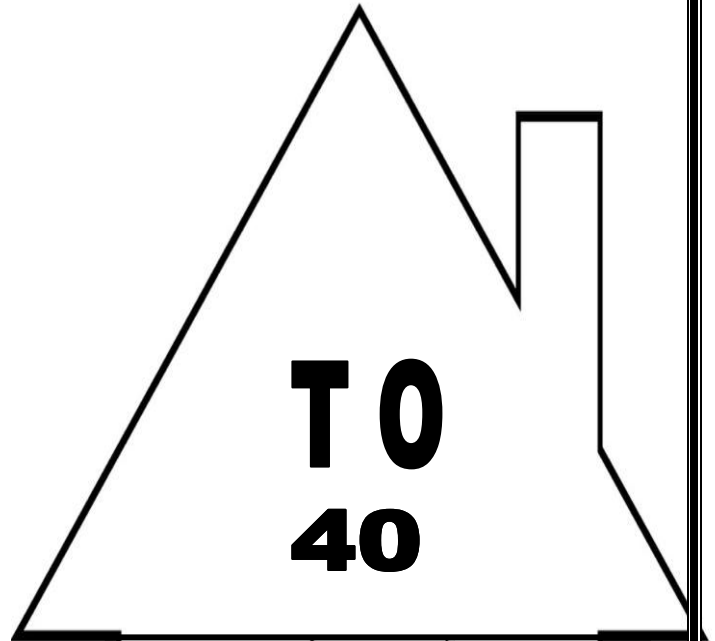
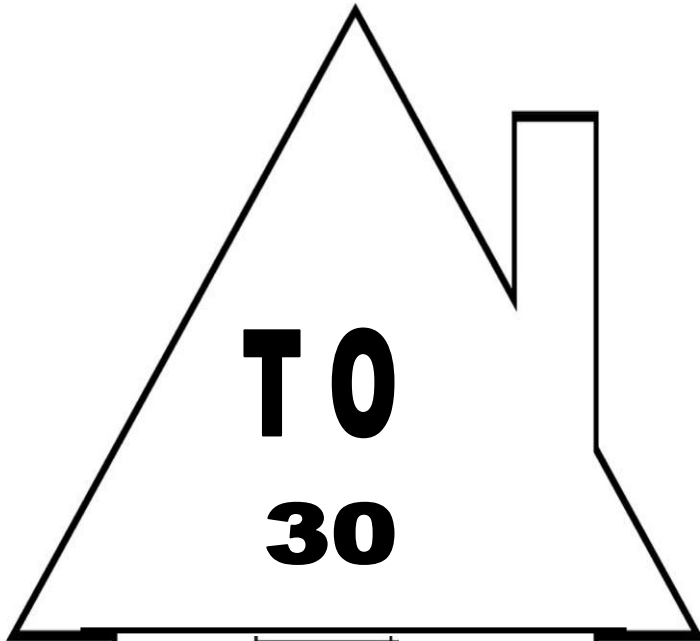
Topic: House of 30, 40

HW

Complete the house of 30, 40

House of 30

House of 40



40

50



DEWAN PUBLIC SCHOOL INTERNATIONAL, MEERUT

Student's Name: _____

Subject: Maths

Class: KG

Date _____

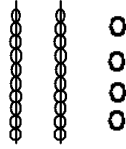
Topic: Quantity association

HW

A child should be able to associate numbers with the quantities (how many).

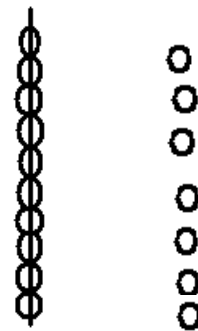
For this a child should draw a bar of ten for one ten (A bar having ten beads). Two bars for two tens and so on. For units place they should draw separate small circles.

Example- 24 =

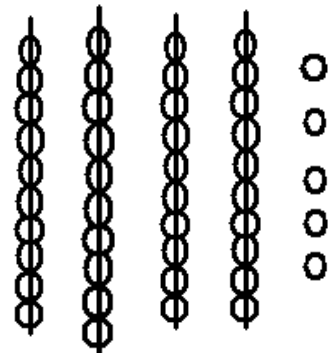


Count and match the following number to the corresponding quantity.

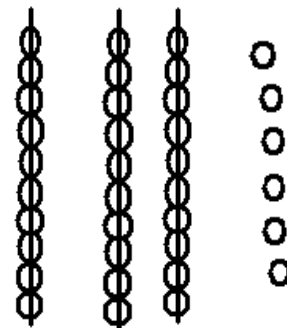
36



17



45





DEWAN PUBLIC SCHOOL INTERNATIONAL, MEERUT

Student's Name: _____

Subject: Maths

Class: KG

Date _____

Topic: Quantity association

HW

Make the quantity corresponding to the given number.

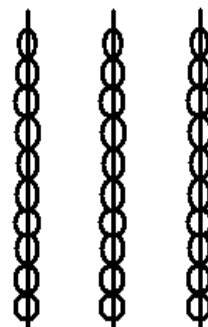
T	O
1	5



T	O
2	4



T	O
4	2



Teacher's Sig.....



DEWAN PUBLIC SCHOOL INTERNATIONAL, MEERUT

Student's Name: _____

Subject: Maths

Class: KG

Date _____

Topic: Quantity association

HW

Make the quantity corresponding to the given number.

T	O
3	5

T	O
1	9

T	O
2	6

Parents can give the numbers in notebook and children will make the quantity. (1-50)

Teacher's Sig.....



DEWAN PUBLIC SCHOOL INTERNATIONAL, MEERUT

Student's Name: _____

Subject: EVS

Class: KG

Date _____

Topic: Body Parts

HW

Draw a line from each word to the correct part of the body.



Ear



Tongue



Lip



Head



Hand



Eye

Teacher's Sig.....



Easter short story

Easter is a story of celebration of the resurrection (Easter) of Jesus Christ after his crucifixion (Good Friday).

Lord Jesus had many enemies who wanted to be rid of him. Jesus knew that he had only a short time left. On Thursday a night before he was crucified, Jesus invited his disciples to have supper with him. It was their last meal together.

“Remember me,” Jesus told them, “I am going to live with my father in heaven, but I will be with you wherever you go.”

On Friday soldiers arrested Jesus and nailed him to a cross. Jesus said to God, “Father, forgive them, they don’t know what they are doing.”

When Jesus died, his friends placed his body in a cave and covered the cave entrance with a rock.

On Sunday, a friend of Jesus named Mary Magdalene went to the cave. The rock had been rolled away! The cave was empty! An angel appeared and said, “Peace be with you, God had raised Jesus to life and the body was disappeared.”

Jesus came back to visit his friends and disciples. He told them to teach about God’s love. He said, “Tell the people to believe in me, even if they can’t see me.”

And Jesus went up to heaven to live with his father.

April 10, 2020 - Good Friday

April 12, 2020 – Easter

Note: Parents to read the story and explain it to kids.



DEWAN PUBLIC SCHOOL INTERNATIONAL, MEERUT

Student's Name: _____

General Awareness

Class: Nursery

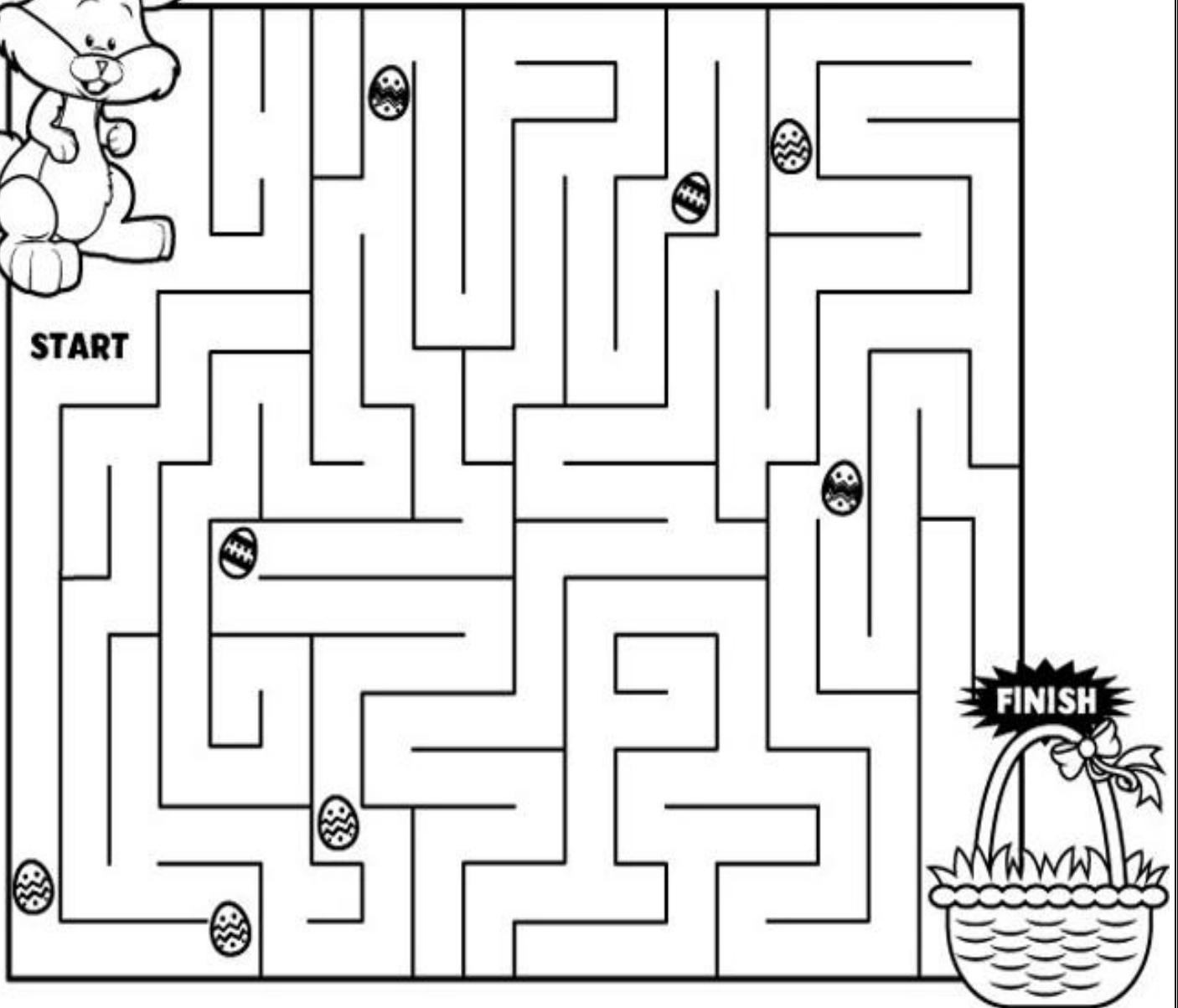
Date _____

Topic: Easter Activity

HW



Help the bunny through the maze.
How many eggs did you collect along the way?



Colour the Picture.

Baisakhi

Baisakhi Festival is mainly celebrated in North India as the “Punjabi New Year”. The day of Baisakhi is considered one of the most important days among the Punjabi community. The Sikh people start the celebration by visiting the Gurdwara. It is also celebrated by other people.

Farmers offer thanks to God and pray for the good crops in future. Baisakhi is a time for reunion of friends and families and people distribute food and clothes to the poor people.

- 1) Baisakhi is one of the important festivals of Sikh and Hindu.
- 2) It mostly falls on the 13th or 14th April every year as a regional holiday.
- 3) Baisakhi is the celebration of the start of the harvest season of the Rabi crop.
- 4) It also commemorates the formation of the Khalsa Panth by Guru Gobind Singh in 1699.
- 5) Baisakhi is the festival of joy and happiness, and this major celebration takes place in Punjab.
- 6) The festival starts with the Bhangra and Gidda performance by men and women.
- 7) Wrestling bouts are also the centre of attraction at various places to enjoy the festivity of this day.
- 8) Baisakhi fairs are very common on this day and children are very excited to visit these places.
- 9) People distribute Karah Prasad, a sacred dish made from semolina, on Baisakhi to spread happiness and joy.
- 10) Baisakhi is the festival which spreads peace, harmony and courage.

Note: Parents to explain about the Festival Baisakhi.

What does khanda mean?

The circle in the middle is called the Chakkar and represents the eternal love and nature of God.

The middle sword is called a Khanda and is doubled edged. This unites the two other swords and reminds Sikhs that there is one God.



The left hand sword is called Miri and reminds Sikhs that they must fight for what is right in the world.

The right hand sword is called Piri and represents spirituality.

Colour the picture or paste different material to complete the Baisakhi card.

Happy Baisakhi

